

## Burns and Ferrall Locations

**AUCKLAND**  
12 Reg Savory Place  
East Tamaki, Auckland

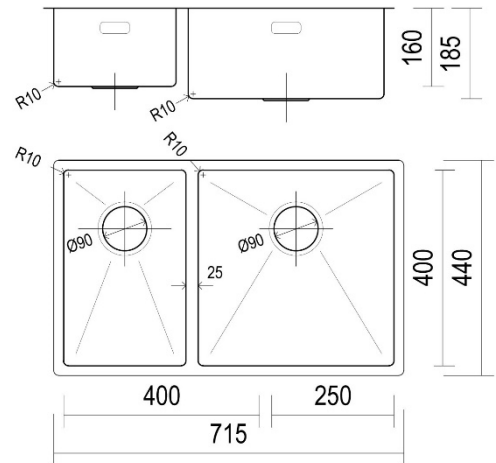
0800 697 465

**WELLINGTON**  
122-124 Tory Street  
Te Aro

**HAMILTON**  
60 Alexandra Street  
Central

**CHRISTCHURCH**  
345 St Asaph Street  
Christchurch

## Product Specification Sheet BFD715R10 RH



### Designer R10







B&F Designer R10 400/250 Double Bowl

<b>Models</b>	<b>Corner Radius</b>
14 BFD715R10LH 14 BFD715R10RH	10mm
<b>Overall Dimensions W x D</b>	<b>Waste</b>
715 x 440mm	90mm
<b>Bowl Dimensions W x D x H</b>	<b>Installation</b>
400 x 400 x 200mm	Top / Flush / Undermount
<b>2nd Bowl Dimensions: W x D x H</b>	<b>Minimum Cabinet Size</b>
250 x 400 x 160mm	795mm

### Material & Finish

1.2mm 304 Stainless Steel,  
Silky Sheen

### Accessories Available (optional)

					
<b>BFDDT15</b> DRAINING TRAY 425 X 360mm	<b>BFDRMB</b> ROLLER MAT 480 X 450mm	<b>BFDCO</b> COLANDER 430 X 165mm	<b>BFDCB15</b> CHOPPING BOARD 430 X 370mm	<b>BFDDB</b> DRAINING BASKET 390 X 325mm	<b>BFDCBCO15</b> BOARD & COLANDER 415 X 415mm

E&OE – it is recommended all measurements are taken directly from the product. Specification subject to change without notice, always consult the literature supplied with the product. Coloured images are indicative only.